

**BEGA****50 141.1**

Recessed wall luminaire for indoor use



Project · Reference number


Date

## Product data sheet

### Application

Recessed wall luminaire · indoor luminaire with crystal glass, inside white and metal housing.  
Luminaire with unshielded light for directing and conducting lighting.

### Product description

Recessed ceiling luminaire »ACCENTA«  
Die-cast zinc luminaire housing  
Metal cover frame with safety glass, white inside  
White enamel finish  
Cavity-wall box with 2 fixing claws and fixing screws  
Ceiling aperture  $\varnothing$  68 mm  
Free space installation depth required 65 mm  
Mains cable up to  $\varnothing$  10,5 mm, max.  $3 \times 1.5^{\square}$   
Connecting terminal  $1.5^{\square}$   
Earth conductor connection  
LED power supply unit  
220-240 V  $\sim$  0/50-60 Hz  
DC 176-264 V  
Safety class I  
 – Safety mark  
**CE** – Conformity mark  
Weight: 0.25 kg

### Inrush current

Inrush current: 20 A / 170  $\mu$ s  
Maximum number of luminaires of this type per miniature circuit breaker:  
B10A: 31 luminaires  
B16A: 50 luminaires  
C10A: 52 luminaires  
C16A: 85 luminaires

### Light technique

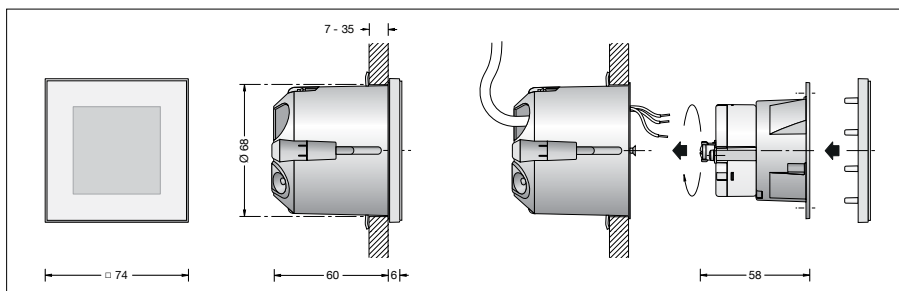

Luminaire data for the light planning program DIALux for outdoor lighting, street lighting and indoor lighting as well as luminaire data in EULUMDAT- and IES-format you will find on the BEGA web page [www.bega.com](http://www.bega.com).

### Lamp

Module connected wattage	1 W
Luminaire connected wattage	2.1 W
Rated temperature	$t_a = 25^{\circ}\text{C}$
Ambient temperature	$t_{a \max} = 45^{\circ}\text{C}$
When installed in heat-insulating material	$t_{a \max} = 35^{\circ}\text{C}$

### 50 141.1 K3

Module designation	LED-0815/930
Colour temperature	3000 K
Colour rendering index	CRI > 90
Module luminous flux	160 lm
Luminaire luminous flux	52 lm
Luminaire luminous efficiency	24,8 lm/W



### Service life · Ambient temperature

Rated temperature $t_a = 25^{\circ}\text{C}$	
LED psu:	> 50,000h
LED module:	> 200,000h (L80 B50) 50,000h (L90 B50)
Ambient temperature $t_{a \max} = 45^{\circ}\text{C}$ (100 %)	
LED psu:	50,000h
LED module:	193,000h (L80 B50) 50,000h (L90 B50)

### Article No. 50 141.1

Finish options  
• Enamel, white  
• Stainless steel

Code number **.1**  
Code number **.2**