

astro

PHOTOMETRIC  
TEST REPORT

---

## Photometric Test Report

Report Number: POTS/GJ13098	Report Date: 14-03-2013	Prepared By: G John
Test Laboratory: Photometric and Optical Testing Services, Cotswold Business Centre, 42 A P Ellis Road, Rissington Business Park, Upper Rissington, Gloucestershire, GL54 2QB		
Company Registration Number: Registered in England & Wales No. OC352911		
Registered Address: Thistle Down Barn, Holcot Lane, Sywell, Northampton, NN6 0BG		

### Client Details

Company: Astro Lighting	Email: technical@astrolighting.co.uk
Address: Astro Lighting Limited, G2 River Way, Harlow CM20 2DP, Great Britain	

### Details of Product Tested

Manufacturer: Astro Lighting	Source Type: Domestic light
Model: TALLIN 600	Serial Number: 1116002
Lamp Type: 1556 (CFL)	
Power Supply Used: Uninterruptible AC power supply	
Voltage(AC V) = 239.2	Current (mA)= 160
Power (Watts)= 22.15	Power factor= 0.5800

### Integrating Sphere Test

Date of Test: 11-03-2013	Ambient Temperature:25°C
Measurement Filename: TALLIN 600	
Instrument Used: Labsphere model CSLMS HALOGEN 4060 integrating sphere spectroradiometer	
Integrating Sphere Size: 1m	Measurement Geometry (2 / 4 ): 4
Sample Orientation: Horizontal	Auxiliary Correction Applied: YES
Comments:	
Date of Last Calibration (Operating Hours): 08-11-2012 (02:36)	Spectral Flux Standard Lamp Used: SCL-1400
Standard Lamp Serial Number: K75	Traceable: to NIST standards
Calibration Certificate Number: DM-02008-001	Calibration Certificate Date: 19 <sup>th</sup> February 2010
Calibration Lamp Uncertainty: $\pm 0.67\%$ ( $k=2$ )	

### Results

Flux (lumens): 727.7	Rated lamp flux (lumens): 1675
CIE 1931 Chromaticity Cx: 0.4466	CIE 1931 Chromaticity Cy: 0.4127
CRI (%):81.41	CCT (K): 2913
LOR (%): 43.45	

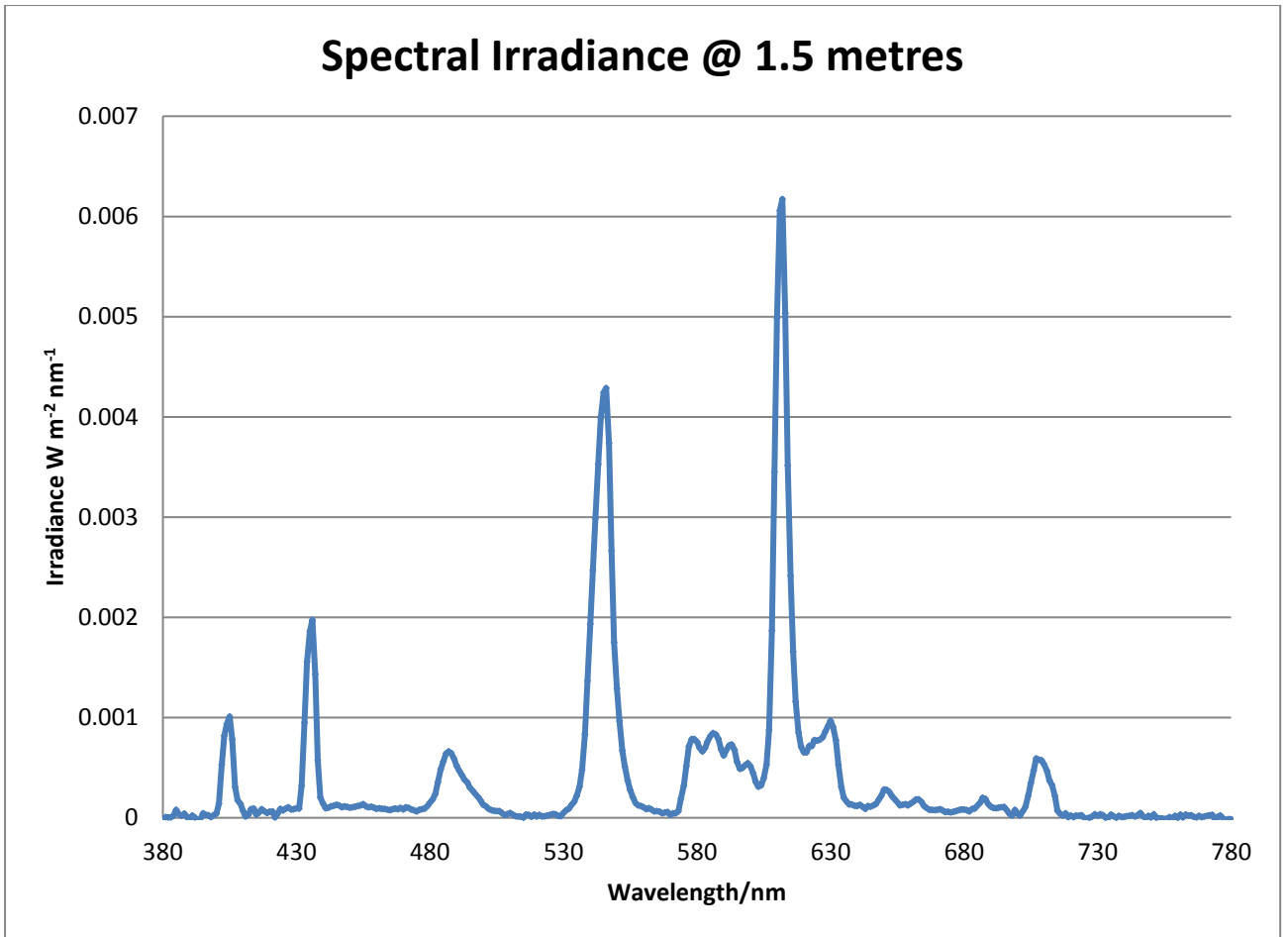


Figure 1: Spectral Irradiance

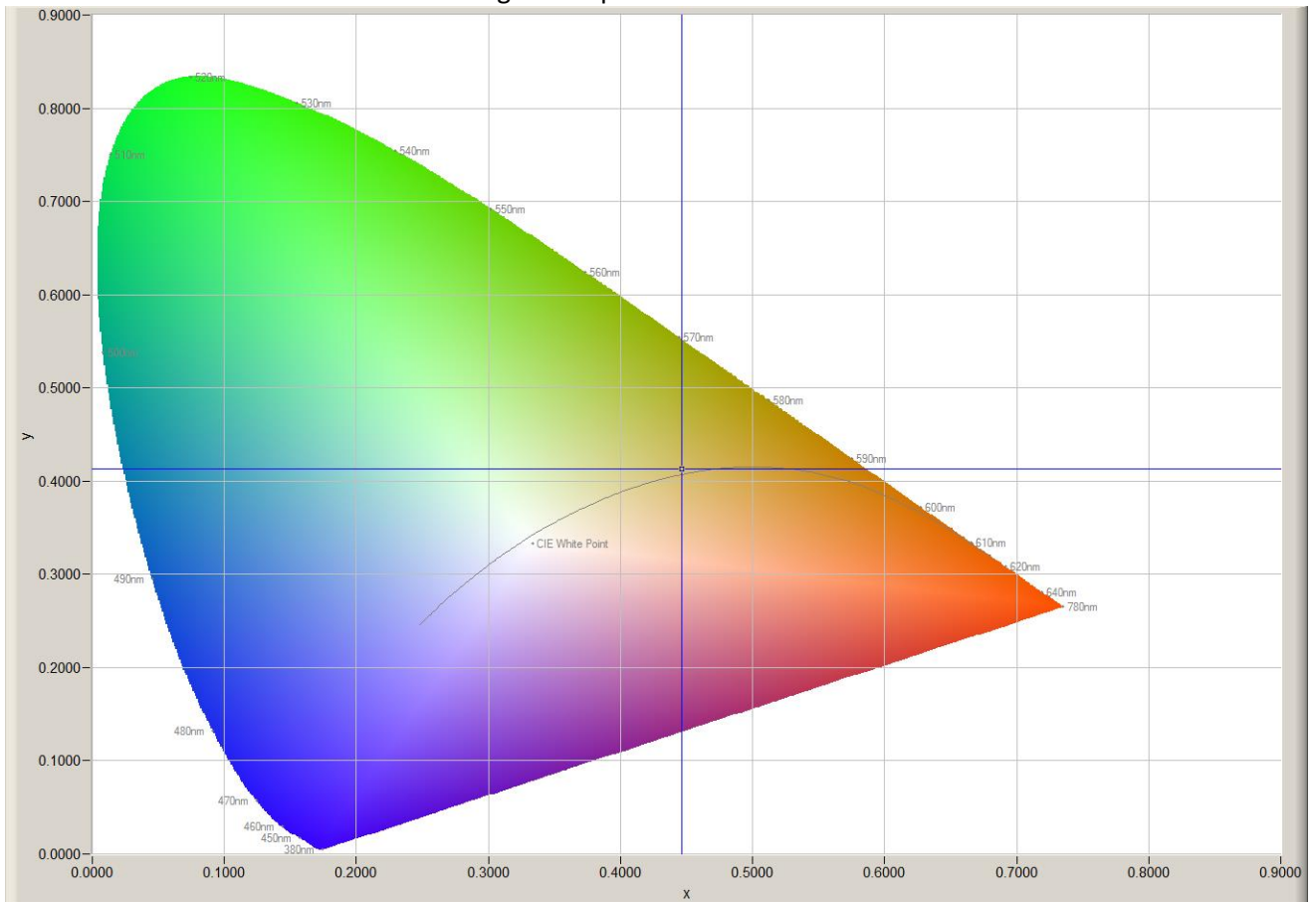


Figure 2: CIE 1931 diagram.

Goniophotometer Test		
Date of Test: 14-03-2013	Ambient Temperature: 25°C	
Measurement Filename: TALLIN 600		
Instrument Used: Radiant Imaging NFMS0800 Goniometer with ProMetric PM-1200N-1 Imaging Photometer		
Photometer Working Distance: 1.5 m	Measurement Geometry: Near-Field	
Comments:		
Reference Photometer Used: Specbos1201	Reference Photometer Serial Number: 2911670	
Traceable: to NPL standards, UKAS Accredited	Calibration Certificate Number: 121104	
Calibration Certificate Date: 25 <sup>th</sup> October 2011	Sample Stabilisation Time (minutes): 37	
Reference Photometer Calibration Uncertainty: $\pm 2.4\%$ ( $k=2$ , 20-200 lux, CIE illuminant A source)		
Scan Set Up		
Direction	Range	Increment
Inclination Zone 1	0-180°	3°
Azimuth	0-360°	10°
Results		
Integrated Luminous Flux (lumens): 727.7	Peak Intensity (3° Spot, candelas): 140.3	Efficacy (lumens/Watt): 32.8
Beam Angle (50% of max intensity C0-180, degrees): 108.6		
Photometric Filename (IES LM-63-2002): TALLIN 600		
IES File – Absolute or Relative Format? Relative		
Photometric Filename (EULUMDAT): TALLIN 600		
EULUMDAT File – Absolute or Relative Format? Relative		

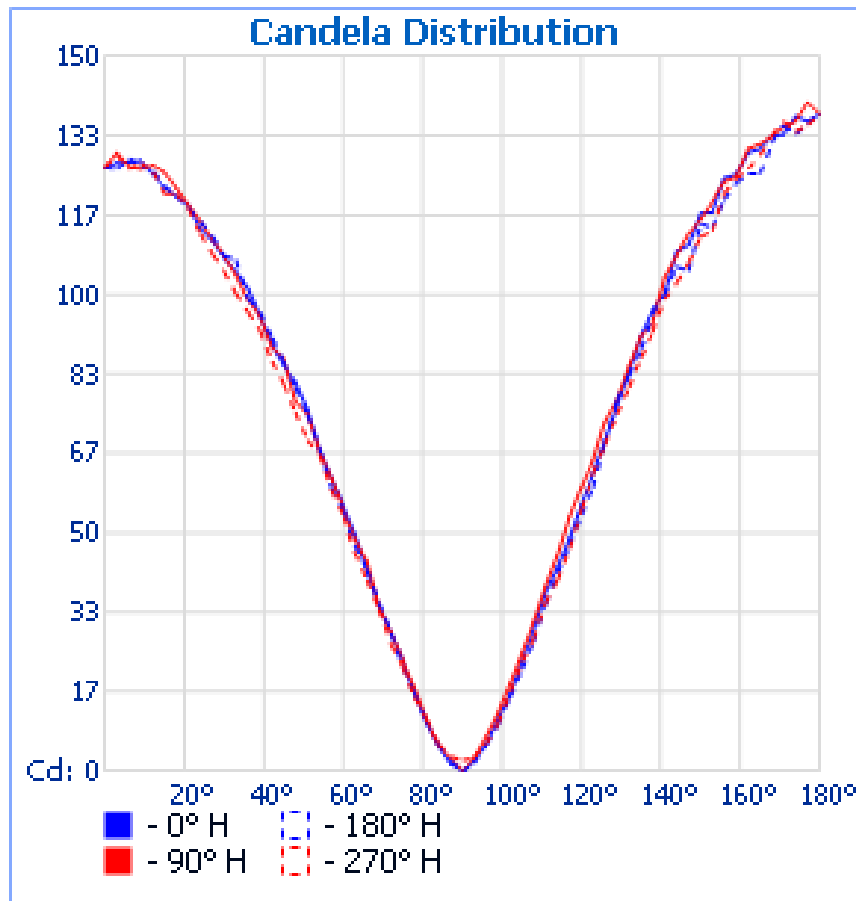


Figure 3: Far-Field Luminous Intensity (C0-180, Cartesian Coordinates)

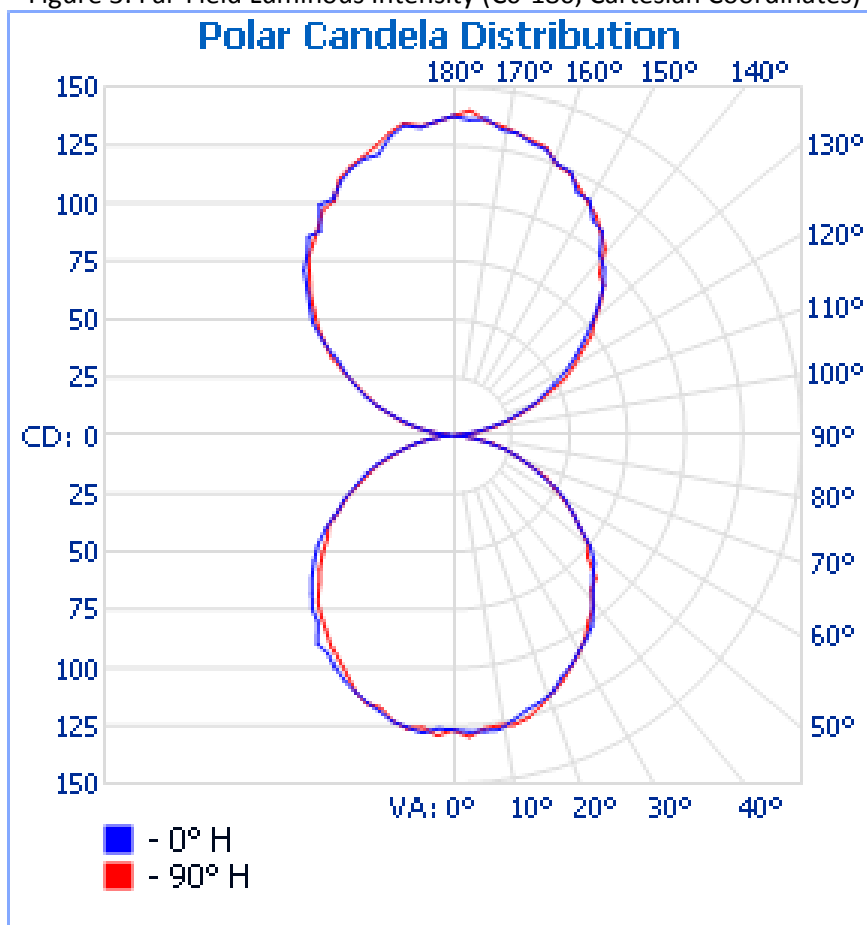


Figure 4: Far-Field Luminous Intensity (C0-180, C90-270, Polar Coordinates)

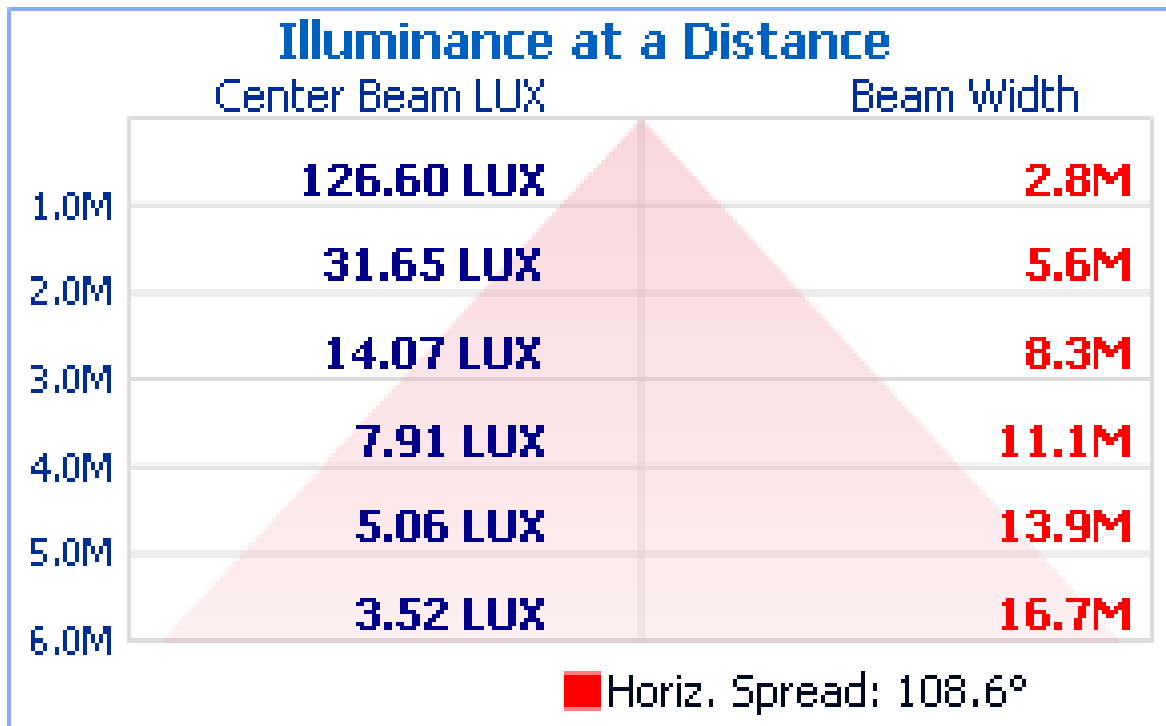


Figure 4. Illuminance cone diagram.

Room dimension		Viewed crosswise					Viewed endwise				
x	y										
2H	2H	11.6	12.5	12.6	13.4	14.7	11.3	12.1	12.2	13.1	14.4
	3H	13.0	13.8	14.0	14.8	16.1	12.8	13.5	13.7	14.5	15.8
	4H	13.6	14.3	14.6	15.3	16.6	13.3	14.0	14.3	15.0	16.3
	6H	13.9	14.6	14.9	15.6	17.0	13.7	14.4	14.7	15.4	16.7
	8H	14.0	14.6	15.0	15.6	17.0	13.8	14.4	14.8	15.4	16.7
	12H	14.0	14.6	15.0	15.6	17.0	13.8	14.4	14.8	15.4	16.7
4H	2H	12.2	12.9	13.2	13.9	15.3	11.9	12.6	12.9	13.6	15.0
	3H	13.8	14.4	14.8	15.4	16.8	13.6	14.2	14.6	15.2	16.5
	4H	14.5	15.1	15.5	16.1	17.4	14.3	14.8	15.3	15.8	17.2
	6H	14.9	15.4	15.9	16.4	17.8	14.7	15.2	15.7	16.2	17.5
	8H	15.0	15.5	16.1	16.5	17.9	14.8	15.3	15.8	16.3	17.7
	12H	15.1	15.5	16.1	16.5	17.9	14.9	15.3	15.9	16.3	17.7
8H	4H	14.7	15.2	15.7	16.2	17.6	14.5	14.9	15.5	16.0	17.3
	6H	15.2	15.6	16.3	16.6	18.0	15.0	15.4	16.0	16.4	17.8
	8H	15.4	15.7	16.5	16.8	18.2	15.2	15.6	16.3	16.6	18.0
	12H	15.5	15.7	16.5	16.8	18.2	15.3	15.6	16.4	16.7	18.0
12H	4H	14.7	15.1	15.8	16.2	17.5	14.5	14.9	15.5	15.9	17.3
	6H	15.3	15.6	16.3	16.7	18.1	15.1	15.4	16.1	16.4	17.8
	8H	15.4	15.7	16.5	16.8	18.2	15.3	15.5	16.3	16.6	18.0

Table 1. UGR values

	0	10	20	30	40	50	60	70	80	90	100	110	120	130	140	150	160	170	180
0	126.6	126.6	126.6	126.6	126.6	126.6	126.6	126.6	126.6	126.6	126.6	126.6	126.6	126.6	126.6	126.6	126.6	126.6	126.6
3	127.6	127.8	128.1	128.6	128.3	128.6	129.3	129.5	129.8	129.8	130.1	130.1	129.8	129.0	127.8	127.3	127.3	126.6	126.3
6	127.8	126.6	127.6	128.8	128.6	127.8	127.8	125.8	124.9	126.8	129.5	130.3	128.6	127.3	125.6	125.6	129.3	130.6	128.6
9	128.1	126.3	128.8	127.8	127.1	127.8	128.1	126.6	126.8	126.3	126.3	126.6	128.1	127.8	127.3	127.3	126.6	129.8	127.1
12	125.1	127.1	125.3	125.3	124.9	126.3	126.3	125.6	125.8	127.1	126.8	124.9	125.3	126.8	124.6	126.6	125.8	125.3	125.8
15	122.3	123.8	121.1	125.1	122.8	123.0	124.1	124.6	122.1	125.6	122.5	121.8	125.1	123.0	122.8	120.3	122.8	119.5	122.8
18	120.6	122.5	119.1	122.8	120.6	124.6	120.1	122.8	123.0	122.3	123.8	121.1	121.8	119.3	121.1	120.1	120.1	118.8	120.6
21	118.8	117.6	118.8	116.8	120.8	118.1	120.6	117.8	120.6	118.8	116.3	119.8	118.6	115.4	119.1	116.3	120.6	112.6	118.1
24	113.8	116.6	115.6	117.3	114.3	113.8	114.9	117.6	114.6	115.4	114.6	116.8	114.6	114.3	113.8	110.8	114.3	112.1	115.4
27	111.1	115.8	110.6	110.8	116.3	111.9	112.1	114.6	110.3	111.4	111.9	110.6	109.1	111.6	111.1	112.6	112.6	108.4	112.1
30	107.6	109.8	109.8	108.9	106.6	111.1	109.8	107.1	108.9	108.1	107.1	108.9	107.3	106.6	107.3	106.8	106.8	105.1	108.1
33	104.9	105.4	103.1	105.1	106.1	104.9	101.9	103.8	104.1	104.1	103.1	103.6	102.4	102.6	103.3	104.1	100.3	97.6	107.3
36	101.4	101.4	100.8	103.6	99.1	101.1	100.8	100.6	99.6	98.9	98.6	98.4	98.4	96.1	100.3	101.1	97.3	95.4	99.1
39	95.4	97.1	97.9	94.6	94.9	96.6	95.6	93.1	96.1	95.4	96.8	93.6	93.1	94.6	95.6	94.1	90.6	92.4	96.3
42	89.6	90.9	89.9	91.9	92.4	90.3	90.1	88.6	90.3	88.9	89.4	89.4	88.1	90.1	88.1	87.6	85.7	86.1	90.9
45	84.9	85.1	86.4	83.4	85.7	85.7	85.4	85.1	83.1	86.6	83.9	82.7	83.6	83.6	84.6	81.4	79.9	82.4	85.9
48	81.6	79.2	81.4	80.9	79.6	79.4	80.4	80.4	78.9	77.6	76.4	80.9	81.1	80.1	75.7	77.4	75.9	77.4	80.4
51	75.9	74.6	71.9	75.1	71.9	73.2	73.6	74.4	74.4	74.9	75.1	74.1	74.6	74.1	71.4	69.2	69.4	71.6	74.9
54	67.4	67.4	68.7	68.7	67.4	68.9	68.9	69.2	67.1	67.1	67.4	67.4	67.4	64.1	65.9	62.9	64.9	66.4	67.6
57	61.4	61.4	60.2	63.6	63.6	63.4	60.6	63.4	61.4	61.4	61.1	61.7	60.9	61.1	57.9	56.7	57.9	59.9	59.4
60	55.7	54.9	54.9	56.2	57.2	54.9	54.1	54.6	56.2	54.9	53.4	55.2	53.7	51.7	52.4	50.9	51.9	54.1	54.4
63	49.7	50.7	50.2	50.0	46.7	48.4	49.7	48.2	48.9	48.7	50.4	50.0	47.6	46.2	47.2	47.4	48.7	47.2	47.4
66	42.2	43.2	41.9	43.5	40.9	42.4	42.2	42.7	43.7	43.9	41.9	42.2	40.2	38.9	40.2	41.2	41.2	40.2	42.2
69	34.7	34.4	34.2	35.4	34.9	36.0	37.2	36.0	36.0	34.4	34.7	35.2	34.2	34.7	34.9	33.2	33.7	34.9	35.4
72	28.9	29.5	29.2	29.7	28.4	28.2	29.2	28.4	30.5	28.9	29.5	29.5	28.7	28.9	28.4	27.2	28.7	28.7	28.9
75	23.2	21.9	23.2	22.5	21.4	23.0	22.7	24.0	23.0	23.2	23.0	23.0	23.2	22.7	21.9	21.0	21.7	21.9	21.7
78	16.5	15.7	15.7	17.3	16.0	16.5	16.5	17.0	17.0	17.5	16.7	16.5	16.5	15.7	16.7	16.5	15.2	15.2	16.2
81	10.2	9.7	11.0	11.0	10.5	10.5	10.5	11.7	10.5	10.8	11.7	11.0	11.7	11.0	11.5	11.0	11.0	10.5	10.5
84	5.2	5.2	5.2	6.0	6.0	6.0	6.2	6.0	5.7	5.2	6.5	6.0	5.7	6.0	5.5	6.2	5.2	5.0	5.5
87	1.5	1.7	2.2	2.5	2.2	2.2	3.0	1.7	2.2	2.7	2.2	2.2	1.7	2.0	2.2	2.0	1.7	2.2	2.0
90	0.0	0.0	0.0	0.0	0.8	0.0	0.0	0.0	0.0	0.0	0.8	0.0	0.0	0.0	0.0	0.0	0.0	0.0	0.0
93	2.0	2.5	2.5	2.2	2.2	2.0	2.2	2.7	2.7	2.5	2.7	3.0	2.7	2.5	2.0	2.0	1.5	2.0	1.5

96	5.5	6.0	5.0	6.0	6.0	6.2	6.2	6.7	7.5	7.3	7.3	7.0	6.2	6.7	5.2	6.2	5.2	5.0	5.5
99	11.0	10.0	11.2	10.8	10.5	11.7	11.5	11.7	12.7	12.2	11.5	12.7	12.2	11.5	12.0	11.2	11.0	9.5	9.7
102	16.0	16.5	17.3	16.5	17.3	17.5	17.7	18.2	17.7	18.4	18.2	18.4	17.3	17.0	17.3	17.3	15.7	14.5	15.5
105	23.2	21.9	22.7	23.5	23.2	24.0	24.7	25.2	24.7	24.9	24.0	24.9	24.7	25.4	23.0	23.2	21.7	21.7	21.4
108	29.5	28.7	29.5	30.2	28.4	31.9	30.5	31.0	31.2	31.2	32.4	33.2	31.9	31.4	30.0	29.7	28.2	29.2	27.0
111	37.4	36.5	36.7	34.2	35.7	37.9	36.5	37.7	37.4	38.7	38.9	38.4	39.7	38.4	36.2	36.5	34.2	34.4	34.9
114	42.7	42.7	42.2	41.9	43.2	42.2	44.9	44.7	44.4	45.4	44.9	44.2	45.2	43.2	41.2	42.7	42.7	41.4	41.4
117	48.9	47.9	49.2	48.2	50.0	49.2	50.4	51.1	51.1	53.4	52.7	52.9	52.4	50.2	50.9	51.9	49.4	49.7	47.4
120	55.9	56.7	57.6	54.4	55.4	56.4	58.7	58.9	60.4	59.7	58.7	57.9	59.7	59.7	58.9	56.9	56.7	53.9	53.7
123	62.4	61.9	61.4	60.2	61.1	63.6	63.2	66.4	65.9	65.2	65.9	64.1	65.4	66.7	65.2	64.4	64.6	62.4	59.4
126	69.2	67.1	68.4	66.4	68.4	70.6	70.6	70.9	73.6	73.4	70.1	73.2	72.2	70.9	70.1	70.9	71.9	69.4	68.9
129	76.6	74.9	74.1	74.4	74.4	76.4	79.2	79.4	80.9	77.9	77.4	80.1	78.6	79.6	77.1	77.4	74.1	77.6	77.9
132	83.9	79.6	77.1	79.6	80.6	83.9	83.9	84.6	87.1	84.9	83.6	85.4	82.4	85.9	84.6	83.4	85.1	81.9	82.9
135	91.4	85.4	82.9	85.4	87.6	91.1	91.1	89.2	91.4	91.4	91.6	91.1	91.4	89.6	90.1	88.1	89.4	88.1	88.6
138	96.8	91.1	89.2	92.6	95.6	94.4	94.4	95.9	96.1	93.8	95.9	96.3	98.4	96.1	94.4	94.6	94.9	94.1	95.9
141	100.1	95.1	94.9	100.3	100.6	97.6	97.3	101.4	102.6	103.6	102.8	102.6	99.8	101.4	100.6	98.6	101.4	101.1	99.8
144	108.9	103.1	99.6	107.9	105.6	101.6	104.4	106.6	106.1	108.1	106.8	106.3	107.6	105.4	105.4	105.9	104.4	104.9	105.9
147	110.3	104.9	107.1	109.3	110.8	107.1	109.3	111.4	109.1	112.8	111.6	111.4	111.4	109.3	110.1	109.6	109.8	110.1	104.9
150	117.1	108.4	113.6	118.4	111.9	113.3	117.1	113.8	118.1	115.8	117.3	116.1	114.6	114.9	112.1	112.3	112.8	112.6	114.9
153	117.3	115.8	119.8	119.8	114.3	120.3	118.6	120.1	120.8	119.5	121.6	119.5	120.6	117.8	119.1	117.3	113.1	117.1	114.1
156	124.3	115.4	124.1	119.3	122.1	124.1	123.0	122.5	123.6	123.6	123.0	123.0	125.1	120.1	121.3	121.1	119.5	122.5	119.8
159	125.1	125.3	127.3	121.3	124.3	128.1	126.0	127.1	127.1	124.6	125.8	128.1	126.6	126.8	125.8	123.3	123.6	123.3	123.3
162	129.8	126.8	128.3	124.1	130.8	128.3	128.6	129.8	129.5	130.6	128.8	130.1	128.8	130.3	128.3	129.5	125.8	127.8	125.3
165	130.6	128.3	131.6	130.1	132.5	131.3	132.3	133.6	132.5	131.6	131.3	133.6	132.8	133.6	132.8	129.3	129.0	129.5	125.3
168	133.3	133.0	131.8	134.1	132.5	133.8	131.3	134.3	134.8	133.3	133.8	134.6	133.8	133.8	134.6	134.8	131.8	132.3	131.8
171	133.6	134.8	133.3	136.5	135.3	136.3	136.8	135.3	134.1	135.1	134.8	134.8	134.3	137.6	136.3	134.1	134.1	133.0	135.5
174	137.3	136.5	133.8	134.1	136.3	137.1	136.8	138.3	137.8	136.3	135.3	136.0	136.3	135.8	134.8	135.8	136.3	135.1	133.6
177	136.3	136.0	136.0	136.8	136.8	137.3	138.3	139.3	140.0	140.3	140.0	139.8	139.5	139.0	138.3	137.6	136.8	136.0	135.8
180	137.8	137.8	137.8	137.8	137.8	137.8	137.8	137.8	137.8	137.8	137.8	137.8	137.8	137.8	137.8	137.8	137.8	137.8	137.8

Table 2a. Luminous intensity values, azimuth 0-180°



	190	200	210	220	230	240	250	260	270	280	290	300	310	320	330	340	350
0	126.6	126.6	126.6	126.6	126.6	126.6	126.6	126.6	126.6	126.6	126.6	126.6	126.6	126.6	126.6	126.6	126.6
3	126.6	127.8	129.0	129.8	130.6	130.3	129.8	129.3	129.3	129.0	129.0	129.0	129.8	130.3	130.1	128.6	127.8
6	127.8	128.8	127.6	126.6	126.8	128.6	129.0	128.1	126.3	124.3	125.1	127.8	127.8	126.8	126.0	128.1	129.3
9	126.0	127.8	128.1	128.3	127.3	125.8	125.1	127.1	127.6	125.3	126.8	127.6	126.8	126.6	127.1	126.6	127.3
12	123.0	123.8	121.8	126.6	123.6	123.6	126.6	125.6	125.6	125.3	123.6	126.6	123.6	123.6	127.1	123.6	127.6
15	123.0	122.8	119.1	121.8	123.3	121.1	121.6	119.8	121.1	123.3	123.6	121.1	121.3	123.0	123.3	121.6	122.3
18	119.5	119.1	120.3	115.6	119.8	117.3	120.6	120.8	121.1	118.1	119.1	120.6	121.3	120.6	116.6	122.8	120.8
21	117.6	115.6	117.8	115.1	116.6	114.1	117.6	113.8	118.1	115.4	118.1	117.1	117.6	115.6	117.8	117.1	114.1
24	112.3	109.6	115.4	108.6	113.3	110.3	112.6	112.3	112.6	111.9	113.1	114.9	111.1	114.9	113.3	114.3	115.1
27	110.3	107.1	112.1	109.6	107.6	110.8	108.4	107.6	108.4	110.6	108.9	108.4	112.1	107.1	109.6	111.6	111.1
30	108.1	103.6	107.3	107.3	101.1	104.9	107.6	104.4	104.9	105.4	105.6	104.9	102.6	109.1	108.4	105.1	105.1
33	105.6	100.8	102.4	103.8	99.6	98.4	101.1	101.1	100.3	98.1	100.3	100.1	103.3	102.4	99.6	102.6	104.1
36	101.6	95.4	96.6	98.9	99.1	94.1	96.8	99.1	96.3	96.6	95.4	95.6	95.4	99.4	98.9	97.6	101.4
39	97.3	92.6	90.1	92.9	91.6	90.3	87.9	91.6	92.4	90.6	92.9	93.8	91.9	89.4	94.4	95.6	95.9
42	90.9	89.2	85.4	84.9	89.4	88.9	84.4	86.1	85.9	88.4	88.6	85.9	87.6	87.9	89.2	87.9	90.9
45	86.4	86.4	81.6	79.9	81.6	82.2	78.9	80.4	81.1	80.9	80.9	79.9	81.6	82.4	86.1	84.4	85.1
48	82.7	77.9	75.9	74.9	75.7	76.6	76.9	75.4	75.4	74.4	76.4	77.6	75.1	78.4	77.9	78.4	80.4
51	75.7	72.4	70.9	69.4	70.4	70.6	69.2	71.1	69.4	71.1	69.7	70.9	68.9	70.6	71.6	72.2	76.2
54	68.4	69.4	64.4	63.9	62.9	63.9	65.4	64.4	66.4	65.7	65.2	63.9	65.9	65.7	64.6	68.1	68.9
57	60.4	64.1	59.7	59.2	57.4	57.2	57.6	58.9	58.9	59.2	60.4	61.7	60.2	60.9	59.4	61.4	61.1
60	55.4	54.9	52.4	53.2	51.9	50.4	52.7	51.9	53.4	53.9	53.9	50.9	52.2	55.9	52.4	52.9	53.9
63	47.9	49.7	47.2	46.5	45.7	43.5	46.7	46.5	45.9	46.2	46.2	46.7	47.6	46.5	47.2	50.2	48.9
66	41.4	40.2	40.9	41.4	41.2	40.0	40.9	40.9	40.0	40.9	40.5	40.5	40.0	40.5	43.0	40.9	42.7
69	36.0	33.7	33.5	34.9	34.7	32.4	34.7	34.4	34.0	33.5	34.2	35.2	33.7	33.5	33.2	33.5	34.7
72	30.0	28.4	28.2	29.7	28.4	28.4	27.0	28.7	26.5	27.5	27.7	28.9	27.7	27.7	28.4	27.9	28.2
75	22.2	21.9	21.9	23.2	21.4	22.7	21.2	21.2	21.7	22.2	21.4	22.2	22.7	22.5	21.9	22.5	21.9
78	15.7	15.7	16.2	16.0	17.0	15.7	15.5	15.5	15.5	15.2	15.0	15.2	15.5	16.0	15.2	16.5	16.0
81	10.2	11.0	10.8	10.2	10.8	10.8	11.0	10.0	11.0	10.2	9.7	9.5	10.2	10.0	9.7	10.5	9.7
84	5.7	6.0	6.2	5.2	6.0	6.0	6.0	5.7	5.7	6.2	5.2	6.0	5.0	4.8	5.2	5.0	5.2
87	2.5	2.0	2.0	2.5	3.0	2.5	2.5	3.0	3.0	3.0	2.5	2.2	2.2	2.0	1.7	1.7	2.2
90	0.0	0.8	0.0	1.5	2.0	1.7	2.2	2.0	2.2	2.2	2.0	1.7	1.3	1.0	0.0	0.0	0.8
93	2.2	2.5	2.2	2.2	2.5	3.0	2.5	3.0	2.7	2.5	2.5	2.2	1.7	1.7	2.2	1.7	2.5

<b>96</b>	5.2	5.2	6.0	6.0	6.0	5.5	5.2	6.0	5.7	5.7	5.5	5.0	5.0	5.0	5.0	5.0	6.2
<b>99</b>	10.0	10.5	11.2	11.5	10.8	10.0	11.0	10.8	10.0	9.7	10.0	10.5	10.5	10.0	10.2	10.0	10.0
<b>102</b>	15.5	16.0	16.5	16.7	16.7	16.5	16.0	16.2	16.5	15.5	14.5	15.0	15.0	16.2	15.2	15.2	16.0
<b>105</b>	20.5	21.4	21.7	22.2	22.7	20.5	22.7	22.7	23.0	21.9	21.2	20.8	21.9	21.2	21.2	20.8	22.5
<b>108</b>	27.9	27.0	28.2	28.4	27.5	28.2	27.5	28.2	27.5	26.7	27.0	27.2	29.5	28.2	27.0	27.5	29.2
<b>111</b>	33.0	34.2	34.9	35.7	33.7	34.4	33.7	33.2	35.2	35.4	33.0	33.7	34.4	34.4	34.0	33.7	35.2
<b>114</b>	43.2	41.9	43.7	42.4	41.2	40.9	42.2	41.9	40.0	39.2	40.2	40.0	40.5	40.9	42.2	42.2	43.0
<b>117</b>	48.4	49.2	49.7	49.7	50.7	47.9	47.4	48.9	46.7	46.7	46.2	47.2	47.0	48.4	48.4	50.7	47.9
<b>120</b>	53.4	54.4	57.2	56.4	54.6	55.2	56.7	55.9	54.9	53.9	53.4	53.4	53.2	53.9	54.9	57.4	55.7
<b>123</b>	60.9	62.4	61.1	63.4	62.9	61.4	61.9	61.7	62.4	59.7	58.9	60.4	60.2	61.7	60.6	64.9	62.2
<b>126</b>	71.6	71.6	67.6	67.9	67.9	66.2	68.7	66.9	68.4	67.1	65.7	64.1	65.9	65.9	68.1	71.1	69.7
<b>129</b>	79.6	75.9	74.9	73.9	73.4	70.9	71.4	74.4	74.9	75.1	73.4	71.1	73.4	74.4	75.1	78.1	77.6
<b>132</b>	83.6	83.1	81.6	81.1	77.4	79.2	81.9	81.4	80.4	79.6	80.1	77.9	77.9	78.9	82.2	85.4	86.1
<b>135</b>	88.6	89.2	90.6	86.6	83.6	83.4	83.6	84.1	86.8	84.6	83.9	85.7	87.1	86.1	84.9	85.9	91.4
<b>138</b>	96.3	92.9	91.1	91.1	89.4	88.1	90.9	92.6	92.1	90.1	88.4	89.4	91.6	90.6	87.4	93.3	97.3
<b>141</b>	100.6	99.8	96.6	93.6	94.4	96.1	98.4	97.6	98.9	95.9	94.4	96.3	97.6	98.1	94.1	96.3	99.4
<b>144</b>	103.6	101.9	104.4	102.1	101.4	99.1	101.9	101.6	102.4	103.8	100.6	101.1	102.8	104.9	102.4	99.4	106.6
<b>147</b>	107.9	107.9	103.8	104.1	108.1	106.1	108.4	107.6	106.6	106.3	106.6	104.1	105.6	110.1	106.6	103.8	111.6
<b>150</b>	110.8	108.1	110.6	112.6	108.4	110.8	113.1	113.1	112.1	110.3	114.1	108.9	108.1	114.3	113.1	109.3	116.8
<b>153</b>	115.4	118.4	112.8	113.6	115.6	113.8	116.6	117.8	113.3	120.1	114.9	118.1	113.3	111.9	117.6	114.9	116.8
<b>156</b>	118.6	117.6	115.6	119.8	117.1	118.4	120.6	118.8	121.1	120.3	120.6	119.1	118.8	118.6	123.8	117.1	119.8
<b>159</b>	124.3	120.3	120.3	121.6	122.1	121.6	125.8	126.3	124.1	122.1	124.3	121.8	124.3	122.3	122.1	123.0	121.3
<b>162</b>	124.9	125.3	123.0	126.3	127.1	125.6	127.1	126.0	126.3	127.6	129.0	124.9	126.0	126.6	127.8	127.8	128.1
<b>165</b>	128.8	129.0	128.6	129.8	126.6	130.1	128.1	127.8	129.3	131.1	129.8	127.8	128.3	128.6	128.1	127.3	128.3
<b>168</b>	132.5	130.1	134.8	133.0	132.8	132.3	130.3	130.8	133.3	132.1	132.8	130.8	133.0	132.5	129.5	133.3	130.8
<b>171</b>	135.8	131.6	131.6	132.3	130.8	134.6	133.8	133.6	136.3	135.1	131.8	133.8	133.0	131.8	133.0	135.5	133.8
<b>174</b>	133.8	135.5	136.5	136.5	135.5	134.3	134.3	133.8	134.1	134.8	134.1	135.8	137.3	136.3	135.3	133.8	134.6
<b>177</b>	135.5	135.3	134.1	134.1	135.1	136.0	136.5	136.3	135.5	135.1	135.5	136.5	137.3	137.6	137.8	137.1	136.5
<b>180</b>	137.8	137.8	137.8	137.8	137.8	137.8	137.8	137.8	137.8	137.8	137.8	137.8	137.8	137.8	137.8	137.8	137.8

Table 2b. Luminous intensity values, azimuth 190-350°

Signature:



---

Print Name:

GH JOHN

---

Date:

\_\_\_\_\_14-03-2013\_\_\_\_\_

Partner / Director

*Duly authorised to sign on behalf of:*

Photometric and Optical Testing Services LLP